

Xerox® WorkCentre®
7830/7835/7845/7855
Tabloid-size
Color
Multifunction Printer



Xerox® WorkCentre® 7800 Series Color Multifunction Printer

Evaluator Guide



About this Guide

This Evaluator Guide introduces you to the Xerox® WorkCentre® 7830/7835/7845/7855 Color Multifunction Printer, explains its key features and performance advantages, and provides guidance throughout your evaluation process.

Section 1: Introducing Xerox® ConnectKey® Technology

3 Overview

Section 2: Evaluating Workgroup Color Multifunction Printers

4 Evaluation Overview

5 Convenience

6 Productivity

9 Security

10 Cost Control

11 Print Quality

Section 3: Configuration Summary, Product Specifications, Finishing Options and Supplies and Support Resources

12 Configuration Summary

13 Product Specifications

14 Finishing Options and Supplies

15 Support Resources

Section 1: Introducing Xerox® ConnectKey® Technology

Overview

It's easy to become overwhelmed by the countless solutions that promise to fix your most pressing issues. Choosing the right solutions for your people becomes more complex. You want solutions that simply get it done, behind the scenes – solutions that are there when you need them but stay out of mind because they just work.

Simplicity Redefined

Xerox® ConnectKey® Technology is a software ecosystem that provides the building blocks to leverage your multifunction printer to simplify the way work gets done.

Solving today's complexities.

Documents are the currency of business. They are the heart of critical workflows and drive almost every aspect of business. When a group of IT managers, business managers, and mobile workers was asked, 70% said optimizing document flow would help them respond to market needs more quickly and 62% said it would improve overall revenue*. Why? Because improved employee productivity has strategic revenue-generating consequences. More-productive employees spend more time on innovation, customer service, winning new business, and making the business more competitive.

Imagine an office environment where all print devices have the same core features and functionality, thereby dramatically increasing adoption, and providing a simplified user training experience with less mistakes and faster proficiency. The common architecture behind ConnectKey, features industry-leading security highlighted by our groundbreaking partnerships with McAfee® and Cisco® to provide additional layers of security software and greater visibility to IT.

ConnectKey-enabled solutions reduce waste and paper consumption, and give you time back in your day to do your job more effectively. Plus, compatibility with energy management solutions such as Cisco EnergyWise and a mix of innovative features enable reduced power consumption so you can achieve your sustainability promises. We have rounded out this amazing ecosystem by empowering today's mobile workforce to conduct business in ways that work for them, with scalable, cloud-ready mobile solutions. And we have simplified customers' workflows through tools like ConnectKey for DocuShare® or Business Process Outsourcing integration through Xerox.

Whether you manage the devices yourself or choose a Xerox® Managed Print Service, you'll benefit from the tools ConnectKey offers to cut your costs and keep you moving forward.

For more information about Xerox® ConnectKey, go to www.connectkey.com.

*"The Future of Documents: How They Drive Business, Today and Tomorrow." IDC global research study, sponsored by Xerox, January 2012.

Section 2: Evaluating Workgroup Color Multifunction Printers

Overview

Based on continuous study of our customers' requirements, we recommend that the following criteria be used when evaluating which workgroup class color multifunction printer to purchase for your business or organization.






The following sections examine each of the Xerox® WorkCentre® 7830/7835/7845/7855 Color Multifunction Printer's advantages in greater detail, covering the specific features and performance attributes you should look for in a color workgroup multifunction printer. When the same criteria are used to evaluate every device under consideration, you'll see how the WorkCentre 7800 series excels against other manufacturers' products.

- Convenience**
- Productivity**
- Security**
- Cost Control**
- Print Quality**



WorkCentre 7855 shown with optional Professional Finisher, Convenience Stapler and Work Surface and High Capacity Feeder.

**Xerox® WorkCentre® 7800 Series
Optimized for**

-  Networking
-  Scanning
-  Security
-  Solutions
-  Sustainability
-  Wi-Fi

Section 2: Evaluating Workgroup Color Multifunction Printers

Convenience

Convenience means more than just working remotely. It means giving people the right tools to accomplish their common tasks more easily from any location, while also providing seamless connections to the functions and capabilities that enable fast collaboration, remote printing from tablets and smartphones, and efficient information distribution and archiving at the touch of a button.

So when you invest in new office technology, it has to deliver groundbreaking convenience that makes whatever business you're in run more smoothly.

How the Xerox® WorkCentre® 7800 Series Exceeds the Convenience Requirement

Ease of Use

Look for fully integrated functions that work together to create more value than the sum of their parts. Are the functions easy to learn? Is the user interface consistent from function to function? Do the network features give users full access to the power of your network? Does the device include additional software to take full advantage of digital documents?

- **Consistent operation across products.** The WorkCentre 7800 series features the same Xerox® ConnectKey® Technology as many other Xerox® Office products, making it easy and intuitive for users to go from one Xerox® product to another without additional training.
- **Front panel user interface.** It doesn't matter if a job is simple or complex – the newly engineered color touch screen interface is easy to learn and offers quick job programming. It features bright, intuitive icons that can be reordered or hidden, and provides easy access to all major functions directly from the home screen. Third-party applications can be integrated with the touch screen interface as well, thanks to Xerox® Workflow Solutions, built on Xerox Extensible Interface Platform® technology.
- **Network management.** It couldn't be easier for the network administrator; the WorkCentre 7800 series integrates seamlessly into virtually any network environment. Network configuration is easy with CentreWare® install wizards – which eliminate the need for IT staff

to reset parameters, connect users or manage job queues device by device. Onboard SNMP support lets customers integrate with other network frameworks.

- **Convert paper documents.** Scan documents to create text-searchable PDFs and single and multipage PDFs for easy archiving, organizing and searching.
- **On-box Optical Character Recognition, searchable PDF.** Easily convert hard-copy documents into searchable-PDF format for faster retrieval.

Mobility

When at the workplace, the WorkCentre® 7800 series gives your office staff the luxury of controlling device functions from any workstation. Plus, mobile professionals can stay connected to the communications tools and productivity solutions offered by the WorkCentre 7800 series – for more flexibility regardless of location.

- **Xerox® Mobile Print and more.** Take the mystery and anxiety out of wireless and mobile device printing. Xerox has all the options to enable secure, accurate printing from most mobile devices, to any printer or multifunction printer, regardless of brand. Get industry-leading accuracy when printing native Microsoft® PowerPoint®, Word® and other standard files. Plus, Xerox offers IT-friendly optional capabilities such as PIN code access, multiple mobile operating systems and more. Whether offsite or onsite, learn more about why Xerox is the only choice for today's mobile professionals by visiting www.xerox.com/mobile.

- Choose Xerox® Mobile Print Solution with an on-site server for your internal network, or behind your network's firewall, for added control and higher volume use.
- Choose Xerox® Mobile Print Cloud to easily manage local and remote locations, control visitors' printing access and "pay as you use."
- **Mopria™ certified.** Mopria certification simplifies the mobile printing experience for tablets and smartphones to many printing devices, including the WorkCentre 7800 Series.
- **Optional Wi-Fi connectivity.** Administrators can connect the WorkCentre 7800 series devices anywhere, without the need for network cabling.
- **Apple® AirPrint™.** Print email, photos and important office documents directly from your Apple iPhone® or iPad® with no drivers to install and no cables to connect.
- **Xerox® Print Service Plug-in for Android™.** This plug-in enables printing to many Xerox® printers and MFPs without the need for third-party apps or additional print drivers.

Section 2: Evaluating Workgroup Color Multifunction Printers

Productivity

True workplace productivity happens when office technology allows you more time to focus on your real work. When everyday workflow processes that used to require significant effort become automated; when, at the push of a button, business-critical documents are shared with any number of pre-assigned recipients; and when your multifunction printer does most of the heavy lifting automatically, behind the scenes, that's when true office productivity kicks into gear.

How the Xerox® WorkCentre® 7800 Series Exceeds the Productivity Requirement

Management, Deployment and Remote Installation

Installing and deploying a fleet of multifunction printers throughout your organization is a potentially time-consuming, complicated task. The process isn't limited to physically placing the units in their new environments, but also includes integrating the devices with the existing network infrastructure. Also, consider the process required to deploy printing and scanning services to your users and how automated that process can be.

- **Single print driver works with all printers.**

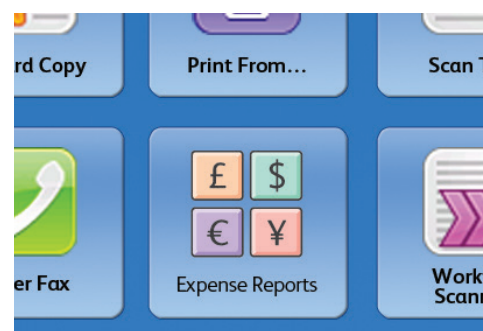
The Xerox® Global Print Driver® supports Xerox® and non-Xerox® devices on the network. Never have to redeploy another print driver, saving hours of downtime.

- **Configure once, apply fleet wide.** Xerox® multifunction device configurations can be cloned and distributed to all similar multifunction devices on your network, eliminating the need to configure and manage each device individually.

- **Installation.** When you choose Xerox, you can rest assured that your equipment will be delivered and installed into your environment to your specifications and expectations. All network-enabled configurations include an

embedded 10/100/1000Base-T Ethernet connection with innovative features like auto IP addressing, device naming, and Ethernet speed sensing to provide simple and automatic installation on networks. These features make the WorkCentre 7800 series quick and easy to get up and running. Management and system setup can be accomplished through a variety of means, including the easy, wizard-based process found within Xerox® CentreWare® Web. Additionally, the WorkCentre 7800 series can integrate with third-party management applications like Unicentre® TNG, IBM® Tivoli® NetView®, Microsoft® Management Console, and HP® WebJetAdmin®. Cloning capability allows fleets of devices to be installed with identical settings, eliminating the need to set up each system individually.

- **Deployment.** With the WorkCentre 7800 series, print and scan drivers can be deployed centrally, thereby eliminating the need for IT staff to perform desk-to-desk manual installation of the driver software. In many cases, existing Xerox® drivers on your network can work with your new hardware, potentially saving the step of updating your users' driver software altogether. Again, wizards are provided within CentreWare Web to aid in installing, troubleshooting, and upgrading your users' driver software, freeing up your IT staff for more pressing projects.



Single Touch Scanning

Use the Single Touch Scan feature to create a dedicated, easy-to-locate scan button directly on the color touch screen interface. Assign the Single Touch Scan button its own scanning workflow for fast document distribution and archiving.

- **Xerox® Mobile Express Driver®.** Mobile Express Driver makes it easy for mobile users to find, use and manage Xerox® and non-Xerox devices in every new location. Plug into a new network, and Mobile Express Driver automatically discovers available printers and provides status and capability information. Save a list of “favorite” printers for each location, store application print settings for use on any printer in any network, and greatly reduce mobile support calls to IT.
- **Xerox® Global Print Driver®.** Global Print Driver is a truly universal print driver that lets IT administrators install, upgrade and manage Xerox® and non-Xerox devices from a single driver. It provides a consistent, easy-to-use interface for end-users, reducing the number of support calls, and simplifying print services management.
- **Xerox® CentreWare® software.** CentreWare Web management software is a powerful device-management solution for IT. The free software eases the chore of installing, configuring, managing, monitoring and pulling reports from the networked printers and MFPs throughout an enterprise, regardless of their manufacturer. Xerox also addresses enterprise asset management through compatibility with network management tools for Sun, Novell®, Microsoft® and other environments.

The Xerox® WorkCentre® 7800 series also includes Xerox® CentreWare® Internet Services, an embedded web server that allows employees and IT personnel to perform detailed status checks on the system and consumables, administer system settings, and manage access and accounting controls via any standard web browser.

- **Bidirectional print drivers.** The WorkCentre 7800 series includes Xerox® CentreWare® print drivers, which feature clear, graphical user interfaces that provide for easy, intuitive interaction with the multifunction printer. The drivers provide immediate desktop access to all WorkCentre output functions. The drivers also provide bidirectional information, indicating device and job status, currently loaded paper sizes and types, and installed options – so there is no need to consult other software to obtain such information. Easy-to-understand icons access the most commonly used functions, such as paper selection and document finishing. Plus with the Saved Settings feature, frequently used print job parameters can be stored for reuse.
- **Smarter technology.** Xerox® Smart Kit® technology constantly monitors the WorkCentre 7800 series’ easy-to-change critical components to predict and prevent downtime.
- **Xerox® Copier Assistant®.** This software allows easier access to the copying capabilities of Xerox® multifunction devices. An alternative to the standard touchscreen, Xerox® Copier Assistant software helps everyone, especially people who are wheelchair users, blind or visually impaired, easily program copy jobs and make copies using text-to-speech technology, screen magnification software and easy keyboard access to copying features using tab, arrow, function and hot keys.

Reliability

Office productivity relies on tools that do their jobs day in and day out. Consider how often you need to intervene to replace paper or other consumables or to clear jams. How easy is that intervention, and how long is the device typically down? If outside assistance is required, how easy is it to schedule and how long do you have to wait? Is the device a reliable network citizen? Has it been tested and certified by independent industry participants?

- **Simple paper paths and a minimum of moving parts.** This means there is very little that can go wrong. Any paper jams or mis-feeds that do occur are all accessed from the front of the machine, making these easy issues for users to resolve without calling the IT Help Desk. Most components that wear out over time can simply be replaced without a service call. You’re up and running without delay.
- **Short, straight paper path.** This allows the WorkCentre 7800 series to reliably handle heavyweight paper – up to 16 lb. bond to 110 lb. cover (60 to 300 gsm) from the Bypass Tray, and 16 lb. bond to 140 lb. index (60 to 256 gsm) from Trays 1 through 4.
- **Easy-access Smart Kit customer replaceable units.** This includes EA Toner cartridges, Waste Toner containers, Fuser Modules, Print Drums and staple cartridges.
- **Sophisticated service delivery.** Building on the reliability that is engineered into the WorkCentre 7800 series, Xerox has trained and developed a service delivery network that helps you maintain your equipment, address equipment issues you may encounter and train you and your users on how to get the most out of your equipment.

Digitization and Information Management

- **Save time.** Dual-head, single pass scanner (standard on the Xerox® WorkCentre® 7845/7855) simultaneously scans both sides of two-sided documents at up to 133 impressions per minute.
- **Workflow scanning.** The WorkCentre 7800 series includes network scanning capabilities, providing a digital on-ramp for your hardcopy documents and enabling them to be distributed, edited, archived, and utilized by your enterprise applications.
- **TWAIN support.** Scan images directly into applications such as Microsoft® Word or Adobe® PhotoShop® without the need for a password.
- **Customize your solutions.** Xerox Extensible Interface Platform® Serverless technology allows creation of ConnectKey Apps to run on ConnectKey-enabled MFPs, without the need for additional IT infrastructure. This allows you to simplify and personalize the usability of your device with a range of capabilities from support applications to scanning.
- **Fax Forward to Email or SMB (optional).** allows faxes to be forwarded to email recipients or SMB sites.

- **Unified Address Book.** With Xerox® ConnectKey® Technology, the WorkCentre 7800 series enables features like the enhanced address book with favorites, which lets you seamlessly import your existing contacts and roll them out to multiple ConnectKey-enabled MFPs.

User Training and Helpdesk Support

- **Xerox Online Support.** This keeps you up and running by providing instant access to searchable online help right at the WorkCentre 7800 series Color Multifunction Printer's front panel. Online Support is also available from the print driver, where it gathers information stored in the printer, examines the information, diagnoses the issue and collects relevant solutions from the Xerox knowledge base. From there it either returns a solution specific to the problem or walks a user through a troubleshooting tree. So users are now able to troubleshoot printer issues directly from print driver without having to walk to the device. You get the same information our Product Support Specialists use when resolving printer problems, assisting with error codes, print quality, media jams, software installation, and more.



Remote Control Panel

Remotely operate the WorkCentre 7800 series' control panel from any office PC as though you were standing at the device. The Remote Control Panel makes it easier and more convenient to train users and for IT staff to remotely view and monitor the user interface. And during a remote session, walk-up users are notified at the device to prevent simultaneous system changes. Plus, advanced print drivers and free device management tools let you remotely monitor real-time performance and available resources for greater uptime.

Section 2: Evaluating Workgroup Color Multifunction Printers Security

New challenges require a new way of thinking about data security. Your business, and every organization you collaborate with on a daily basis, are parts of a larger global network. Real work happens over a complex system of interconnected computers and servers, with countless people simultaneously performing tasks, accessing and sharing information, and collaborating via email, social media and many other technologies.

That's why the Xerox® WorkCentre® 7800 series helps protect your data at every potential point of vulnerability so you don't have to.

How the WorkCentre® 7800 Series Exceeds the Security Requirement

- **Control the timing of your documents.**

With Secure Print, there's no need to worry about confidential or private documents being left in the output tray, open for viewing or even taken by someone else.

- **Protect your confidential information.**

Sensitive data is safe with encrypted PDF files for scanning and the WorkCentre 7800 series devices are compliant with the 256-bit AES FIPS 140-2 standard. Hard drive image overwrite eradicates data stored on the hard disk automatically, at specific intervals, or on command and hard disk encryption safeguards data while it's stored.

- **Secure email.** WorkCentre 7800 series devices are compatible with mail service providers such as Google and Yahoo so that emails can be scanned to email securely.

- **Permit only authorized users.** Allow access to the device with user permissions, network authentication, IP filtering, and smart card, role-based and function-level login.

- **Protect against threats.** The WorkCentre 7800 series includes McAfee® technology integration, resulting in the industry's first lineup of multifunction printers that protect themselves from potential outside threats. McAfee's whitelisting technology ensures only safe, pre-approved files or functions are executed on your devices, minimizing the need to manually update software levels against new security threats. Also, seamless integration with the Xerox® Managed Print Services toolset and McAfee ePolicy (ePO) allows for easy tracking and monitoring.

- **Manage Policies.** Automatic Cisco® TrustSec Identity Services Engine (ISE) integration provides comprehensive visibility of all Xerox® ConnectKey®-enabled MFPs' endpoints to enforce IT-centric security policies and compliance.

- **Stay compliant with regulations.** WorkCentre 7800 series devices comply with the latest security standards across industries, including government, finance and healthcare. These include Common Criteria, HIPAA, Data Protection Act, COBIT and more. These devices can conform to any standard, with controls available to match your needs.

Convenience Authentication

Xerox® multifunction printers built on ConnectKey Technology can be upgraded with optional solutions to deliver even greater cost control capabilities. They support many card reader technologies that enable users to log into the device using a proximity card, student ID, or security card, providing a secure method of authentication, tracking usage and billing.

Section 2: Evaluating Workgroup Color Multifunction Printers

Cost Control

When people work more efficiently, you'll discover cost savings you never imagined. You'll not only accomplish more work, but work that helps grow your business. And you'll enjoy the satisfaction that comes from knowing you're poised to evolve with emerging technology without investing in new equipment. With Xerox, you can gain an important competitive advantage with innovative tools that help you save time, control costs, simplify the way you manage printing in your office, and get a significant return on your investment.

How the Xerox® WorkCentre® 7800 Series Exceeds the Cost Control Requirement

Control Costs

- **Manage, track and report device usage.** Use Xerox® Standard Accounting tools to control print quantities and charge-back options. Advanced solutions from Xerox Business Innovation Partners deliver even more helpful tools for larger office environments.
- **Customize your print driver settings for economy and efficiency.** For example, choose N-up for printing multiple pages on a single sheet as your default. Adjust settings for specific applications, such as always printing emails in black-and-white.
- **Secure Print with timed deletion.** With this feature, users are required to enter a passcode at the device to release the job and documents not printed within a set time will be deleted. That means less documents are unnecessarily printed and left at the device.
- **Print responsibly.** By default, our print driver is set to two-sided printing.
- **Control color output.** Administrators can limit users' print output to black-and-white only by applying this setting within the driver.
- **Reduce unclaimed prints.** With the Hold All Jobs Queue feature, jobs are printed only when the user walks up to the device and releases it.

Reduce Energy Consumption

- **Energy Management.** With Cisco EnergyWise, enabled by Xerox® Power MIB (Management Information Base), you can control, manage and report your device's power consumption information, and set optimal power states and timeout intervals.
 - **ENERGY STAR® and EPEAT qualified.** WorkCentre 7800 series devices meet the stringent ENERGY STAR requirements for energy use and the EPEAT (United States) comprehensive environmental rating system.
 - **EA Toner.** Our EA Toner with ultra low melt technology achieves minimum fusing temperature at 68 degrees F (20 degrees C) lower than conventional toner for even more energy savings and brilliant glossy output even on ordinary paper.
 - **Induction heating.** The newly developed, heat-efficient IH fuser does not require preheating, which helps reduce power consumption in standby mode by 44% compared to a resistance heating device. Plus, the device recovers from sleep mode in less than 10 seconds.
 - **LED scanner.** The power consumption of the scanner using LED lighting is 1/3 of traditional scanners using fluorescent lamps.
- Visit our website, www.xerox.com/about-xerox/environment, to learn more about our environmental stewardship efforts.



Keep your costs under control.

User Permissions allow the ability to restrict access to print features by user, group, time of day, or by application. For example, rules can be set so that all Microsoft® Outlook® emails automatically print in duplex mode and in black-and-white; and all PowerPoint® presentations print in color.

Section 2: Evaluating Workgroup Color Multifunction Printers

Print Quality

Many factors determine the quality of the print output delivered by a color multifunction printer. Printhead technology and image resolution, color registration and accuracy, and intuitive, user-friendly color adjustments are all key components of a printer's ability to deliver the results you demand to bring your high-end color print jobs in-house.

How the Xerox® WorkCentre® 7830/7835/7845/7855 Color Multifunction Printer Exceeds the Print Quality Requirement

Color Registration and Accuracy

With an ASIC driver to control the light intensity of the LEDs in each printhead, HiQ LED offers better dot-to-dot intensity and timing control, and produces more precise color registration. HiQ LED handles mis-registration issues automatically, simultaneously and continuously, from LED to LED. In fact, tests show that HiQ LED technology corrects color mis-registration even better than comparable laser printers.

Plus, true Adobe® PostScript® 3™, PCL® and XPS give you the power to print visually rich documents reliably.

Printhead Technology and Image Resolution

The WorkCentre 7830/7835/7845/7855 Color Multifunction Printer features the Xerox® HiQ LED printhead, which offers major improvements in image quality.

The "brain" behind the entire print-head process is our new application specific integrated circuit (ASIC) driver chip. This high-performance driver precisely controls the intensity and timing LEDs in each printhead to achieve 1200 x 2400 dpi resolution – print quality that's equivalent to, and often better than, comparable laser systems. By continually and automatically monitoring

information about each LED, the ASIC driver can adjust each diode's light intensity and timing. This ensures uniformity across the entire LED array – and produces consistently high print quality without compromising the printer's high-speed output. Whether printing spreadsheets, presentations or customer collaterals, the WorkCentre 7830/7835/7845/7855 delivers truly impressive results.

Plus, Xerox® EA Ultra Low-Melt Toner – chemically grown to produce the market's smallest, most uniformly shaped particles – delivers sharper clarity, excellent shadowing and outstanding fine-line detail.

Unique Color Control

Our "Color By Words," a powerful-yet-intuitive color technology, takes the guesswork out of optimizing your color print jobs. With Color By Words there is no need to manipulate source files. Users simply select the desired color modifications from a drop-down list – such as "green colors a lot more green" or "red colors a lot more saturated" – and the image is automatically adjusted.

Harness the Power of EFI Fiery®

Upgrading your WorkCentre 7830/7835/7845/7855 with an EFI Fiery network server gives you a host of benefits including easy-to-use color management tools, enhanced productivity and security features and flexible workflow tools.

Color By Words: Unique Color Control

Have you ever wanted to change the color of one object or area in a printout without affecting the rest of the page? With the Color By Words feature there is no need to go back to square one and manipulate source files. You simply select the desired color modifications from a drop-down list, and Color By Words will adjust your printout.



Original photo not right? Use the Color By Words drop-down list and choose "yellow-green colors a lot more green," and "red colors a lot more vivid." Picture-perfect results.

Section 3: Configuration Summary, Product Specifications, Finishing Options and Supplies and Support Resources

Configuration Summary

ConnectKey®

The WorkCentre 7800 Series Color Multifunction Printer is built on Xerox® ConnectKey® Technology. For more information, go to www.connectkey.com.

Device Specifications		WorkCentre 7830	WorkCentre 7835	WorkCentre 7845	WorkCentre 7855
Speed		Up to 30 ppm color and black-and-white	Up to 35 ppm color and black-and-white	Up to 45 ppm color and black-and-white	Up to 50 ppm color Up to 55 ppm black-and-white
Duty Cycle ¹		Up to 90,000 pages / month	Up to 110,000 pages / month	Up to 200,000 pages / month	Up to 300,000 pages / month
Hard Drive / Processor / Memory	Minimum 160 GB / 1.2 GHz Dual-core / 2 GB system plus 1 GB page memory				
Connectivity	10/100/1000Base-T Ethernet, High-Speed USB 2.0 direct print, Optional Wi-Fi (with Xerox® USB Wireless Adapter)				
Controller Features	Unified Address Book, Remote Control Panel, Online Support (accessed from the user interface and print driver), Configuration Cloning				
Optional Controller	EFI Server				
Copy and Print					
Copy and Print Resolution	Copy: Up to 600 x 600 dpi; Print: Up to 1200 x 2400 dpi				
First-print-out Time (as fast as)	9 seconds color / 7.7 seconds black-and-white			7.5 seconds color / 6.4 seconds black-and-white	7.1 seconds color / 5.9 seconds black-and-white
Page Description Languages	Adobe® PostScript® 3™, PDF, PCL® 5c / PCL 6, XML Paper Specification (XPS®) (Optional)				
Print Features	Print from USB, Secure Print, Earth Smart Driver Settings, Job Identification, Booklet Creation, Store and Recall Driver Settings, Bi-directional Status, Scaling, Job Monitoring, Color By Words				
Mobile Printing	Apple® AirPrint™, Xerox® Mobile Print (Optional), Xerox® Mobile Print Cloud (Optional), Mopria™ certified, Xerox® Print Service Plug-in for Android™				
Scan	Standard	Destinations: Scan to Mailbox, Scan to USB, Scan to Email, Scan to Network; File Formats: PDF, PDF/A, XPS, JPEG, TIFF; Convenience Features: Scan to Home, Single Touch Scan, Searchable PDF, Single/Multi-Page PDF / XPS / TIFF, Encrypted / Password Protected PDF, Linearized PDF / PDF/A			
	Optional	Software Packages: ConnectKey® for DocuShare®, Xerox® Scan to PC Desktop® SE and Professional, other solutions available through various Xerox Business Innovation Partners			
Fax	Standard	Internet Fax, Fax Build Job, Network Server Fax Enablement			
	Optional	Fax Forward to Email or SMB, Walk-up Fax (one-line and two-line options, includes LAN Fax)			
Security	Standard	McAfee® Embedded, McAfee ePolicy (ePO) Compatible, HDD Overwrite, 256-bit Encryption (FIPS 140-2 compliant), Common Criteria Certification (ISO 15408), Secure Print, Secure Fax, Secure Scan, Secure Email, Cisco® TrustSec Identity Services Engine (ISE) Integration, Network Authentication, SSL, SNMPv3, Audit Log, Access Controls, User Permissions			
	Optional	McAfee Integrity Control, Smart Card Enablement Kit (CAC/PIV/.NET)			
Accounting	Standard	Xerox® Standard Accounting (Copy, Print, Scan, Fax, Email), Network Accounting Enablement			
	Optional	Equitrac Express®, Equitrac Office®, Equitrac Professional®, YSoft® SafeQ®, other network accounting solutions available through various Xerox Business Innovation Partners			
Paper Input	Standard	Duplex Automatic Document Feeder: 110 sheets; Speed: up to 70 ipm (simplex); Sizes: 5.5 x 8.5 in. to 11 x 17 in. / 148 x 210 mm to 297 x 420 mm		Single-pass Duplex Automatic Document Feeder: 130 sheets; Speed: up to 133 ipm (duplex); Sizes: 5.5 x 8.5 in. to 11 x 17 in. / 148 x 210 mm to 297 x 420 mm	
		Bypass Tray: 100 sheets; Custom sizes: 3.5 x 3.9 in. to 12.6 x 19 in. / 89 x 98 mm to 320 x 483 mm Tray 1: 520 sheets; Custom sizes: 5.5 x 7.5 in. to 11.7 x 17 in. / 140 x 182 mm to 297 x 432 mm			
	Choose One	3 Tray Option (Total 2,180 sheets): Adds three 520-sheet paper trays; Sizes: 5.5 x 7.2 in. to 12 x 18 in. / 140 x 182 mm to SRA3		NA	
	Optional	High Capacity Tandem Tray Option (Total 3,140 sheets): Adds one 520-sheet paper tray, one 867-sheet paper tray and one 1,133-sheet paper tray; Sizes: 8.5 x 11 in. / A4 High Capacity Feeder (HCF): 2,000 sheets; Sizes: 8.5 x 11 in. / A4 long edge feed Envelope Tray: Up to 60 envelopes: #10 commercial, Monarch, DL, C5, Large U.S. Postcard, A6, Custom sizes: 3.9 x 5.8 in. to 6.4 x 9.5 in. / 98 x 148 to 162 x 241 mm			
Paper Output / Finishing	Standard	Dual Offset Catch Tray: 250-sheets each Face up Tray: 100 sheets			
	Optional	Office Finisher LX: 2,000-sheet stacker, 50 sheets stapled, 2-position stapling, optional hole-punch, optional booklet maker (score, saddle stitch) Integrated Office Finisher (optional with 7830/7835): 500-sheet stacker, 50 sheets stapled, single-position stapling Professional Finisher: 1,500-sheet stacker and 500-sheet top tray, 50-sheet multiposition stapling and hole punch, saddle-stitch booklet maker, V-Fold Convenience Stapler: staples 50-sheets (based on 75 gsm), includes Work Surface			

¹ Maximum volume capacity expected in any one month. Not expected to be sustained on a regular basis.

For more detailed specifications and capabilities, go to www.xerox.com/office/WC7800Specs.

Section 3: Configuration Summary, Product Specifications, Finishing Options and Supplies and Support Resources

Product Specifications

Product Specifications				
Operating Systems	Microsoft® Windows® XP (32- and 64-bit) Windows Server 2003 (32- and 64-bit) Windows Server 2008 (32- and 64-bit) Windows Server 2012 Windows Vista (32- and 64-bit) Windows 7 (32- and 64-bit) Windows 8 (32- and 64-bit) Windows 8.1 (32- and 64-bit) Mac OS 10.5, 10.6, 10.7, 10.8 PowerPC AIX 5 Solaris® 9, 10 Solaris SPARC 10 HP-UX® 11v2 IBM® AIX® 5 Redhat® Fedora® Core 15-17, 19 x86 Redhat Enterprise 4 and 5 openSUSE® 11 and 12 Ubuntu® 12, 10 x64 Itanium HP-UX 11i v3 Unix®			
Media Handling Duplex Automatic Document Feeder	Capacity: 110 sheets (7830/7835), 130 sheets (7840/7845) Custom sizes: 5.5 x 8.5 in. to 11 x 17 in. / A5 to A3 Weights: 16 lb. bond to 32 lb. bond / 60 to 128 gsm			
Bypass Tray	Capacity: 100 sheets Custom sizes: 3.5 x 3.9 in. to 12.6 x 19 in. / 89 x 98 mm to 320 x 483 mm Weights: 16 lb. bond to 110 lb. cover / 60 to 300 gsm			
3 Tray Module (Optional with WorkCentre 7830/7835 only)	Capacity: 2,180 sheets Tray 1: Custom sizes from 5.5 x 7.2 in. SEF to 11.7 x 17 in. SEF / 140 x 182 mm to 297 x 432 mm Trays 2-4: Custom sizes from 5.5 x 7.2 in. SEF to 12.6 x 18 in. SEF / 140 x 182 mm to SRA3 Weights: 16 lb. bond to 140 lb. index / 60 to 256 gsm			
High Capacity Tandem Tray Option (Available with all configurations)	Capacity: 3,140 sheets Tray 1: Custom sizes from 5.5 x 7.2 in. SEF to 11.7 x 17 in. SEF / 140 x 182 mm to 297 x 432 mm Tray 2: Custom sizes from 5.5 x 7.2 in. SEF to 12 x 18 in. SEF / 140 x 182 mm to 320 x 458 mm Trays 3-4: Standard sizes: 8.5 x 11 in. LEF / A4, JIS B5, Executive (7.25 x 10.5 in.) Weights: 16 lb. bond to 140 lb. index / 60 to 256 gsm			
High Capacity Feeder (HCF) (Optional)	Capacity: 2,000 sheets Standard sizes: 8.5 x 11 in. / A4 LEF Weights: 16 lb. bond to 140 lb. index / 60 to 256 gsm			
Envelope Tray (Optional – Replaces Tray 1)	Capacity: Up to 60 envelopes Standard sizes: #10 Commercial (9.25 x 4.125 in.), Monarch, DL, C5, 6 x 9 in.; Custom sizes: 3.9 x 5.8 in. to 6.4 x 9.5 in. / 98 x 148 mm to 162 x 241 mm Weights: 20 lb. bond to 24 lb. bond / 75 to 90 gsm			
Operating Environment Required Temperature Range	50° to 82° F (10° to 28° C)			
Required Relative Humidity	15% to 85%			
Sound Power Levels	Operating 6.8 B(A), Standby: 3.6 B(A)			
Sound Pressure Levels	Operating: 56 dB(A), Standby: 18 dB(A)			
Electrical	North America	Voltage: 110-127 VAC +/- 10% / Frequency: 50/60 Hz +/- 3%, 15 A		
	Europe	Voltage: 220-240 VAC +/- 10% / Frequency: 50/60 Hz +/- 3%, 10 A		
Dimensions	Width	Depth	Height	Weight
Base Configuration	41.9 in. / 1,064 mm	27.5 in. / 699 mm	45.2 in. / 1,149 mm	321 lbs. / 146 kg
With Integrated Office Finisher (7830/7835 only)	44.4 in. / 1,129 mm	27.5 in. / 699 mm	45.2 in. / 1,149 mm	348 lbs. / 158 kg
With Office Finisher LX (with Booklet Maker)	65.6 in. / 1,666 mm	27.9 in. / 709 mm	45.2 in. / 1,149 mm	403 lbs. / 183 kg
With Professional Finisher	75.7 in. / 1,922 mm	27.5 in. / 699 mm	45.2 in. / 1,149 mm	526 lbs. / 239 kg
With Professional Finisher and High Capacity Feeder	75.7 in. / 1,922 mm	27.5 in. / 699 mm	45.2 in. / 1,149 mm	590 lbs. / 268 kg
Certifications	FCC Class A Compliant (US), ICES Class A Compliant (Canada) CSA Listed (UL 60950-1, Second Edition) CB Certified (IEC 60950-1, Second Edition) ENERGY STAR® 2.0 EPEAT (United States) GOST NOM Blue Angel ECOLOGO® CE Mark Common Criteria (IEEE 2600.2 standard) Citrix® Certified WHQL IPv6 Ready Cerner MEDITECH SAP To view the latest list of certifications, go to www.xerox.com/OfficeCertifications .			

Section 3: Configuration Summary, Product Specifications, Finishing Options and Supplies and Support Resources

Finishing Options and Supplies

Finishing Options



1
Integrated Office Finisher
(Optional with 7830/7835)

- 500-sheet stacking
- 50-sheet single position stapling



2
Office Finisher LX*

- 2,000-sheet stacking
- 50-sheet multiposition stapling
- Optional hole punching
- Optional Booklet Maker (score, saddle stitch)

* Shown with optional Booklet Maker



3
Professional Finisher

- 1,500-sheet stacking plus 500-sheet top tray
- 50-sheet multiposition stapling
- Hole punching
- Saddle-stitch booklet making
- V-Folding



4
Convenience Stapler (includes Work Surface)

- Staples 50 sheets (based on 20 lb. bond)

Supplies	Description	Yield	Order Number
Toner Cartridges (Metered)	Black	26,000 ¹	006R01509
	Cyan	15,000 ¹	006R01512
	Magenta	15,000 ¹	006R01511
	Yellow	15,000 ¹	006R01510
Toner Cartridges (Sold)	Black	26,000 ¹	006R01513
	Cyan	15,000 ¹	006R01516
	Magenta	15,000 ¹	006R01515
	Yellow	15,000 ¹	006R01514
Transfer Belt Cleaner	1 Assembly	160,000 ¹	001R00613
Second Bias Transfer Roll	1 Assembly	200,000 ¹	008R13064
Staple Cartridge	for Integrated Office Finisher, Office Finisher LX, Professional Finisher and Convenience Stapler (1 cartridge per carton)	5,000 each cartridge	008R12964
	for Office Finisher LX Booklet Maker (8 cartridges per carton)	2,000 each cartridge	008R12897
	for Professional Finisher Booklet Maker (4 cartridges per carton)	5,000 each cartridge	008R12925
Staple Refills	for Integrated Office Finisher, Office Finisher LX, Professional Finisher and Convenience Stapler (3 refills per carton)	5,000 each refill	008R12941
Smart Kit® Drum Cartridge	1 Cartridge	125,000 ¹	013R00662
Waste Toner Container	1 Cartridge	43,000	008R13061

¹ Approximate pages. Declared Yield based on 5 page job size, 30% color and 70% Black and white ratio, using letter / A4 media. Yield will vary based on media size, image area coverage, job run length, media orientation and usage patterns.

Section 3: Configuration Summary, Product Specifications, Finishing Options and Supplies and Support Resources

Support Resources

Unrivaled Service and Support

Behind every Xerox® product is a large network of customer support that's unrivaled in the industry and available when you need it. Xerox service professionals use leading-edge technologies to keep you up and running. They're even linked to the engineers who designed your product, so you can be confident when you choose Xerox. And genuine Xerox® supplies are always readily available.

Total Satisfaction Guaranteed

The exclusive Xerox Total Satisfaction Guarantee, recognized as unique in the industry, covers every Xerox® WorkCentre® device that has been continuously maintained by Xerox or its authorized representatives under a Xerox express warranty or Xerox maintenance agreement. You decide when you're satisfied.

Xerox® Office Services Support

Asset Management Services

- Asset Optimization and Tracking – Process and tools to optimize an enterprise's office output infrastructure and reduce hard costs
- Break-Fix Management – Single point of ownership and management for break-fix service of all brands of office output devices, regardless of manufacturer
- Supplies Management – Process and tools to procure, monitor and replenish all document-related supplies proactively

Imaging and Output Management Services

- Output Management – Single point of management of office output from all output devices, regardless of manufacturer
- Image Capture and Workflow – Cost-efficient solutions for capturing, managing, retrieving and distributing information into digital repositories

Support Services

- Technology Procurement and Deployment – A creative and flexible end-to-end print/computer product acquisition solution that uses a single-point-of-contact model while lowering the total cost of acquisition
- Help Desk Services – A broad range of enterprise services, managed through a centralized single point of contact and delivered through either an on-site or off-site model
- End User Services – Microsoft® software implementation, IT project consulting, and customer education

Access Managed Services

- Student and Library Patron Access – Custom designed and implemented customer-managed solutions

Additional Information Sources

WorkCentre 7830/7835/7845/7855

Front Panel:

- The front panel offers tools and information pages to help with machine setup, feature selections, operational problems, media feed and supply issues.

Customer Documentation:

- Installation Guide
- Quick Use Guide
- Software and Documentation CD-ROM

On the Web:

Visit www.xerox.com/office for:

- Product, supplies, and support information
- Downloading drivers
- Finding your local reseller
- Online documentation

Visit www.xerox.com/office/support for:

Support and service information, including the same troubleshooting Knowledge Base used by Xerox Customer Support staff to provide the latest technical information on:

- Application issues
- Errors
- Print-quality issues
- Troubleshooting

For more detailed specifications, go to www.xerox.com/office/WC7800Specs.

To view a product video, visit www.xerox.com. Build and configure your own Xerox® WorkCentre® 7800 series Color Multifunction Printer at www.buildyourownxerox.com/connectkey.

Return spent imaging supplies through the Xerox Green World Alliance collection/reuse/recycling program. For more information, visit www.xerox.com/about-xerox/recycling.

Questions? Comments? Problems?

If you have any questions, please contact your Xerox sales representative or visit us on the web at www.xerox.com/office.

